

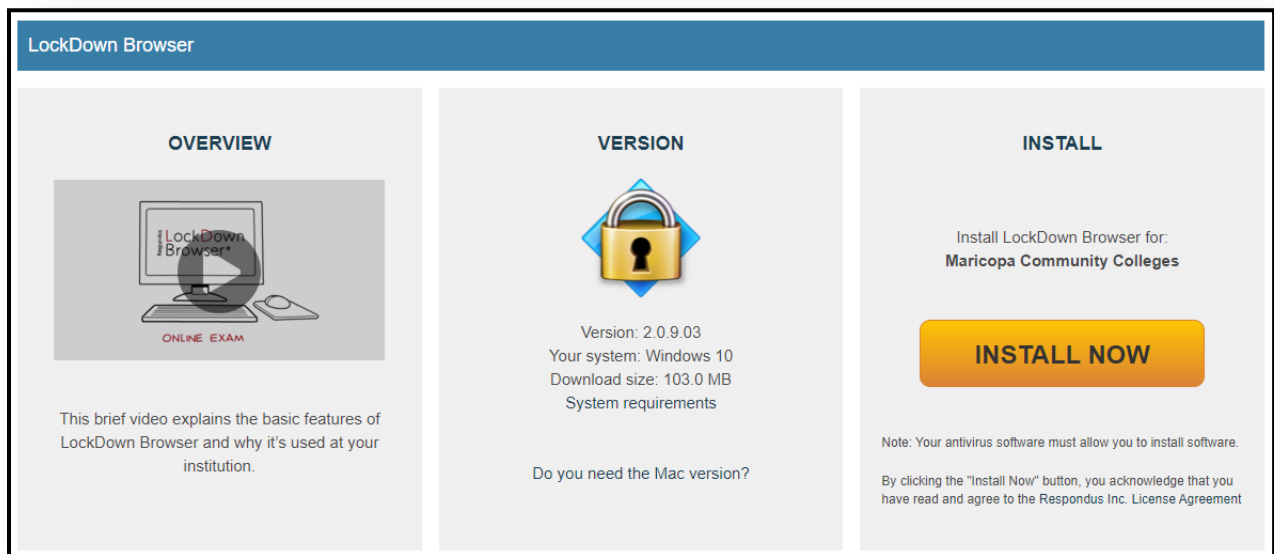
Installing Lockdown Browser: Windows

Lockdown Browser is used for exams and quizzes you need to take for your class. A link to download this can be found in your Canvas course, on [the Computer Lab website](#), under the **Respondus Lockdown Browser** tab, or [here](#).

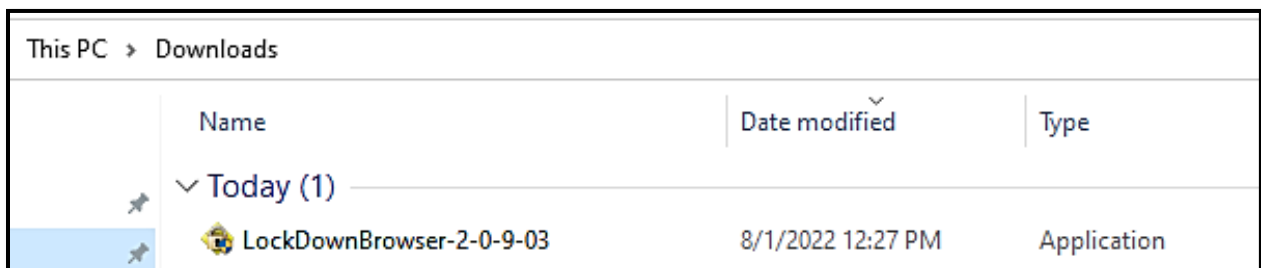
Make sure to check if a webcam or microphone is necessary for your exam. **The Computer Lab has webcams and headsets available for check-out.*

Installing Respondus Lockdown Browser:

1. Download Lockdown Browser from any of the aforementioned resources. Ensure that you have enough room on your device to download, and that the version is compatible with your device and click **Install Now**.



2. Open the Installer by selecting the downloaded file (it may be displayed differently depending on the browser you are using to download it). If you close or do not see the pop up, check your **Downloads** folder.



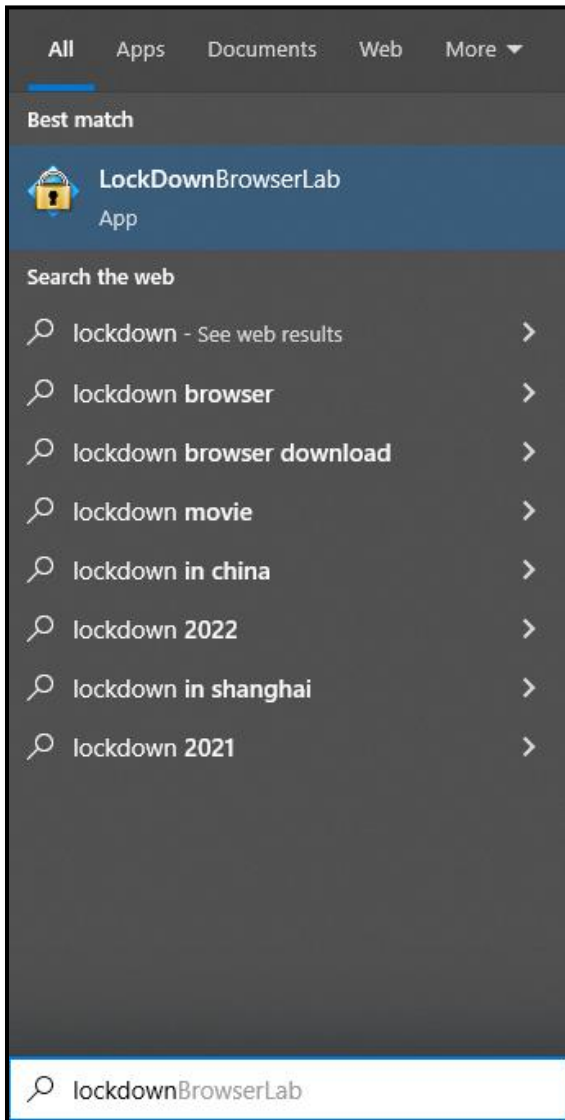
Name	Date modified	Type
Today (1)		
LockDownBrowser-2-0-9-03	8/1/2022 12:27 PM	Application

3. Select a language from the list, read through and accept the Terms and Conditions, and then begin the installation. Once complete, the program can be located in one of the following ways:

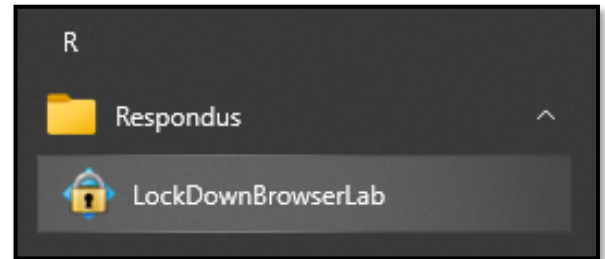
- A shortcut on your desktop. ¹
- Using the Windows Search bar. ²
- Searching the list of programs through the Windows Icon.
Note: The browser is listed under the umbrella term **Respondus**—select the folder and then Lockdown Browser will appear. ³



2

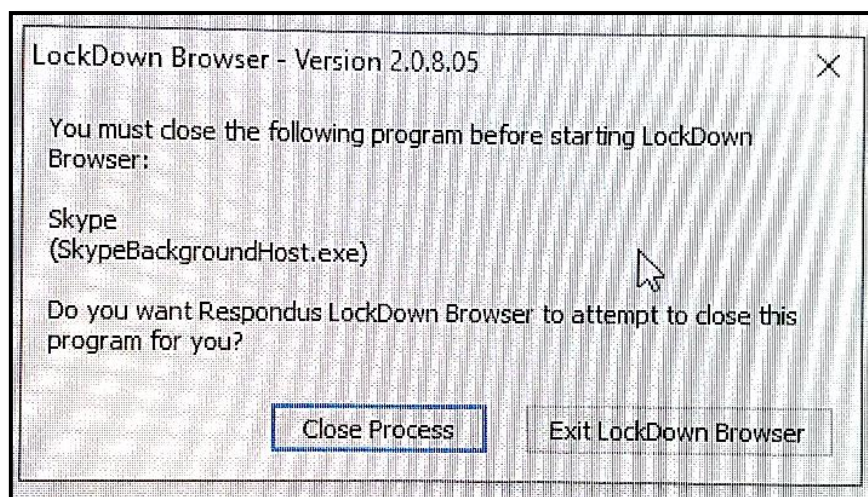


3



Using Lockdown Browser:

Lockdown Browser is a specialized version of a browser. You will be using this rather than using your usual browser to access Canvas (i.e. Chrome, Firefox, Safari, etc.). Before opening Lockdown Browser, ensure that all of your work is saved, and all other programs are closed. If you open Lockdown Browser with other programs open, you will be prompted to close them or exit the Lockdown Browser application before you can proceed, potentially resulting in the loss of work.



- 1.) Open the Lockdown Browser. If you have any programs running at this time, Lockdown Browser will prompt you to close these before you can continue.
- 2.) The Canvas log-in screen will pop up. Log in as you would to Canvas normally, and navigate to the quiz or exam that requires the Lockdown Browser.
- 3.) Depending on the requirements of the assignment, a webcam and/or microphone may be required in order to complete the assignment. There will be several steps to complete to ensure that the Lockdown Browser is able to successfully access these. You may be required to count out loud, move your camera around to show the environment, and show a valid photo ID to confirm your identity.
- 4.) Once these steps have been completed, you will be able to begin your assignment.

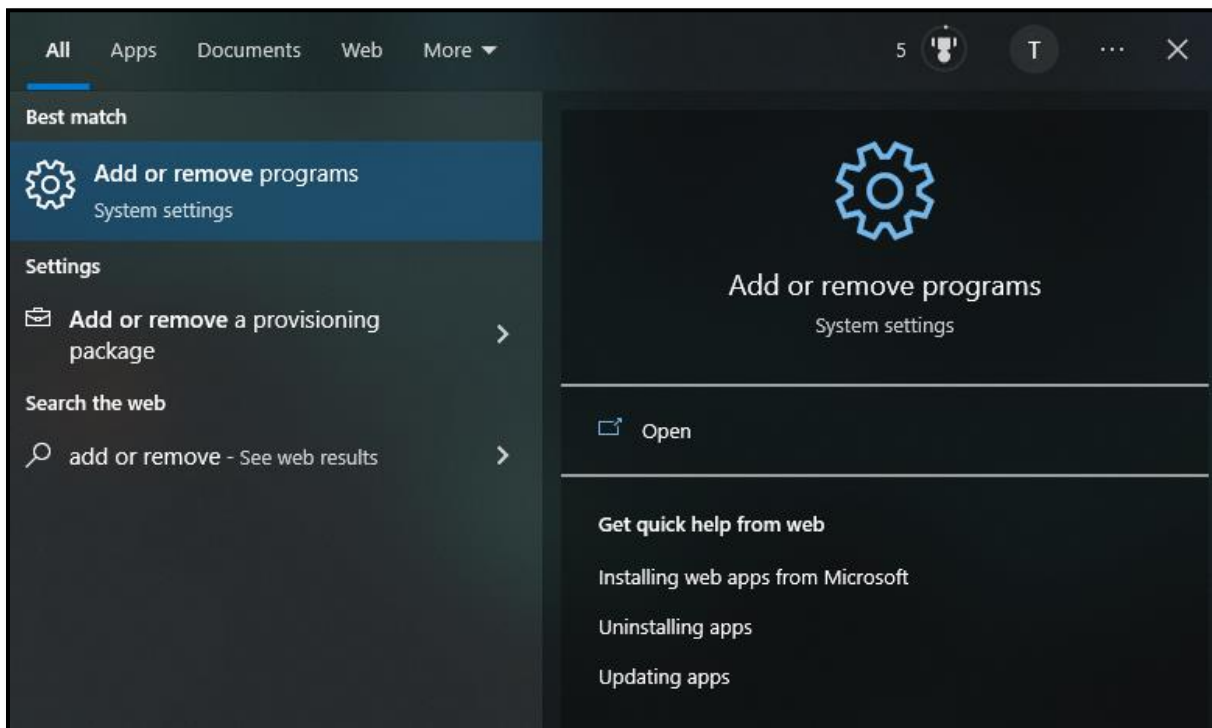
IMPORTANT:

Lockdown Browser has strict guidelines—ensure that you are in a position away from others, where no one can pass behind you or into frame of the webcam, and try to limit outside sources of noise. Violating these may cause a loss in points, or may even trigger the exam to close before you are able to complete it. If you are in a situation where this environment may be difficult to achieve, speak directly with your instructor.

Uninstalling and Re-installing Respondus Lockdown Browser:

If you have previously tried to download Lockdown Browser, and had trouble getting it to work, you may need to uninstall the previous version before you can download it again. You can also follow these steps if you would like to uninstall Lockdown Browser from your PC completely.

- 1.) In your Windows Search bar, search for the phrase **Add or remove programs** and select the option of the same name from the list.



- 2.) You will be taken to the **Apps and Features** window then you can search for **Respondus Lockdown Browser** or scroll through the list and select it. Once selected, click on the Uninstall button and follow the instructions on the popup.

If you do not see Respondus Lockdown Browser app on this list, you may proceed to redownload the program.



☞ Some Notes and Tips:

- You will see this message if you are trying to access your quiz/exam through your browser, and *not* through the Lockdown Browser app:

Respondus LockDown Browser Required

This quiz requires Respondus LockDown Browser. Please launch Respondus LockDown Browser to take this quiz or view your quiz results.

If you have not already installed the browser, please download it from here: [\[Download Respondus LockDown Browser\]](#) 

- If you are using a Chromebook, the installation process will be different. Please check [the Computer Lab website](#), under the **Respondus Lockdown Browser tab** for these steps. (**Note:** This app is relatively new to Chromebook, so there may be some limitations and issues that could occur.)
- Make sure the copy of Lockdown Browser being installed is coming from your Canvas course or the Computer Lab website. Lockdown Browser is an app that is institution-specific, so a specific version from Maricopa *must* be downloaded. This will also ensure you are downloading the latest version.

